


LED driver

BJB Art. No.: 32.902.0001



Electrical Input Data

Rated input voltage	230 V AC
Rated input voltage range	202...254 V AC
Rated input current	0.05 A ¹⁾
Rated input frequency range	50...60 Hz
Rated input power	6 W
Power factor	0.5
Efficiency	60 % ²⁾
Isolation input to output	SELV

Electrical Output Data

Regulation method	Constant Current
Control method	Fixed
Output voltage	3 V DC (± 1 V)
Output voltage max.	60 V
Output current	1 A
Output current tolerance	6 %
Output P_{st}^{LM}	≤ 0.01
Output SVM	≤ 0.07
Output power	3 W (± 1 W)

Operation Temperatures and Humidity Data

Ambient Temperature	-20...+85 °C ³⁾
$T_{case-max}$	95 °C
$T_{case-life}$	95 °C
Relative Humidity	10...90 %

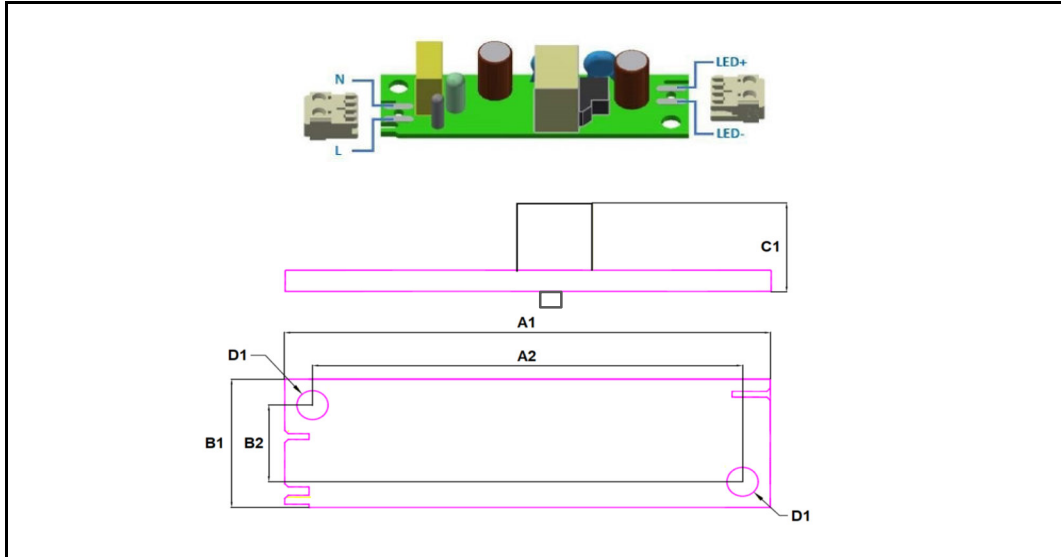
¹⁾ @ rated output power, rated input voltage, max. U_{OUT}

²⁾ @ rated output power, rated input voltage

³⁾ Higher ambient temperatures allowed as long as T_{case_max} is not exceeded

LED driver

BJB Art. No.: 32.902.0001



Installation guide see Ref. #6646496

Dimensions And Weight

Lenght (A1)	70 mm
Mounting hole distance (A2)	62 mm
Width (B1)	20 mm
Width (B2)	12 mm
Height (C1)	16.5mm
Mounting hole diameter (D1)	4.5 mm
Weight	33 g

Features

Open load protection	Yes
Short circuit protection	Yes
Over power protection	Yes
Hot wiring	No
Suitable for devices with protection class	II

Surge Immunity / Inrush current

Mains surge immunity (diff. mode)	1 kV ¹⁾
Mains surge immunity (comm. mode)	2 kV ²⁾
Inrush current	5.6 A
Inrush peak width	50 µS

Application Info

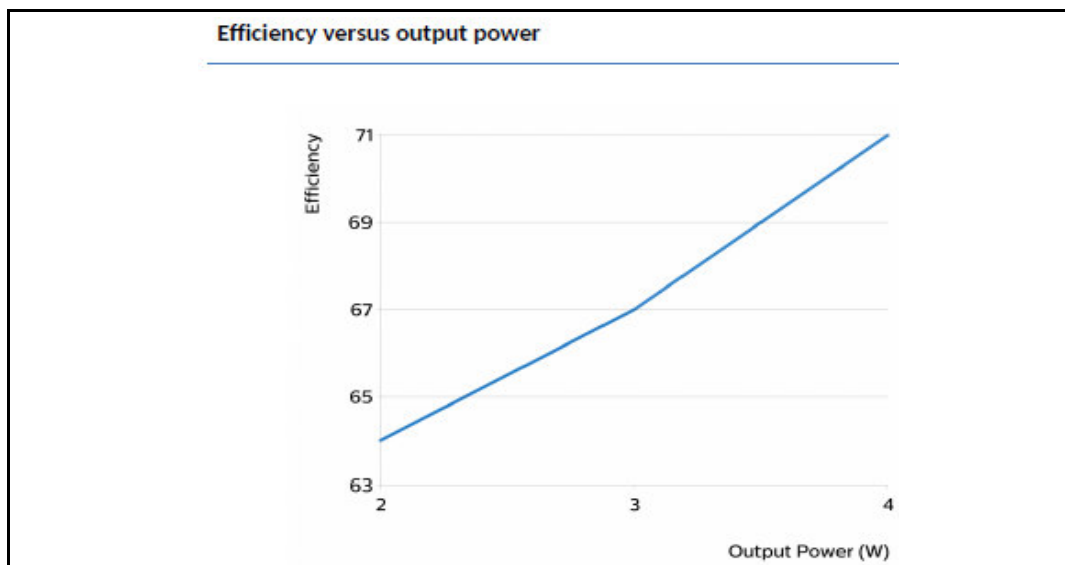
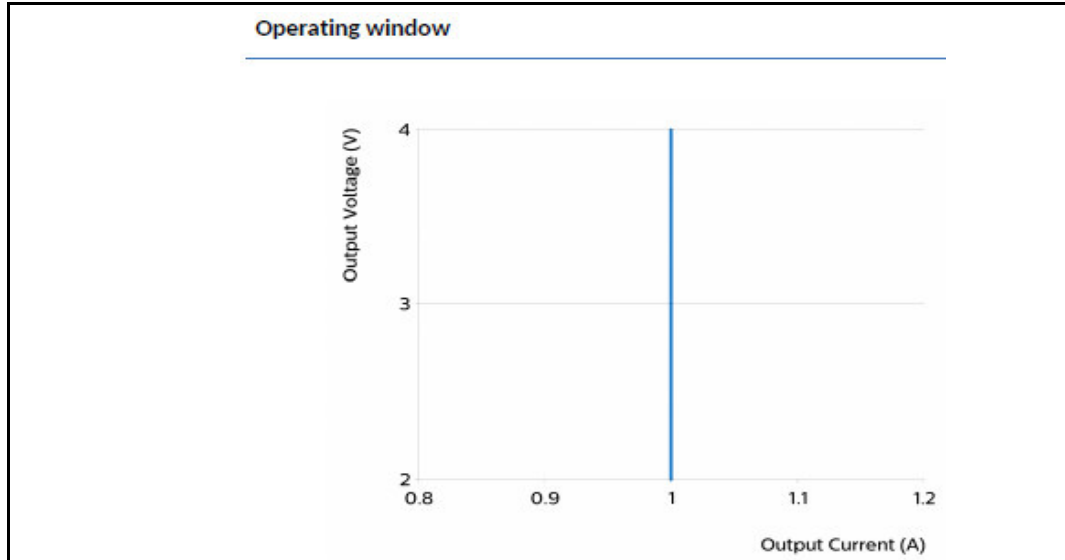
Approval marks and Certifications	CE / ENEC
Ingress Protection classification (IP)	0
Noise and hum db(A)	20
Application	Indoor Point
Mounting Type	Built-in

¹⁾ Acc. IEC61000-4-5, 2 Ohm, 1.2/50µs, 8/20µs

²⁾ Acc. IEC61000-4-5, 12 Ohm, 1.2/50µs, 8/20µs

LED driver

BJB Art. No.: 32.902.0001



Warranty conditions of BJB GmbH & Co KG as stated on page 100 of the LED Applications catalogue (Issue No. 1 - 2014) and as available via the Internet under www.bjb.com/warranty-conditions.html are valid. The Layout is designed to the required standards in case of the isolation, clearance and creepage distance. The electrical and optical values are calculated theoretical.

Advice on technical applications is provided to the best of our knowledge, but does not absolve the user from the necessity to examine this advice with regard to its suitability for the intended purpose. The customer is responsible for determining the suitability and appropriate use of this product. BJB accepts no liability with regard to advice on technical applications.